
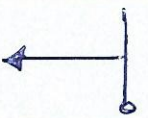
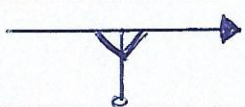















<b>Start - Right</b> out of the Wellington Car Park (Warning - Speed camera)	0.00	
<b>Turn Left</b> (Before major junction to Hexham or Corbridge - to Temperley Grange /Prospect Hill)	2.00	
<b>Turn Right</b>	3.7	
<b>Bear Left</b> (B6307)	5.6	
<b>Turn Right</b> (Hexham)	6.0	
<b>Turn Left</b> (Half hidden sign to Ochrelands Workshops)	7.0	
<b>Turn Left</b>	7.4	
<b>Turn Right</b> (No sign - just after bridge)	8.6	
<b>Turn Left</b>	9.7	
<b>Turn Left</b>	9.9	
<b>Turn Right</b>	11.5	
<b>Turn Left</b> (Slaley / Blanchland)	12.5	
<b>Turn Right</b> (Slaley / Blanchland)	13.7	
<b>Turn Left</b> (Riding Mill)	14.6	
<b>Turn Left</b> (Riding Mill)	15.4	
<b>Turn Right</b>	19.0	
<b>Turn Left</b> (into pub car park)	19.4	